

C-9104 Ultraviolet Flame Detector



Description

C-9104 Conventional Ultraviolet Flame Detector is non-addressable fire detection device. Together with an active end of line unit (AEOL), it can be connected with compatible control panels to build fire detection system. It shows fire alarm by LED indicators and transmits the fire signal to the control panel.

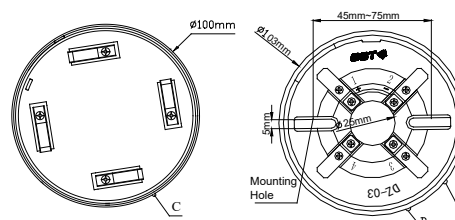
The C-9104 detects fire by analyzing ultraviolet radiation of material flaming. It's applicable to places where may have open fire, fire with intense flame radiation and fire without smoldering stage, as well as places where quick response to a fire is required.

Features and Benefits

- Excellent UV sensor for high sensitivity flame detection
- High sensitivity, reliable performance, dust-proof, damp-proof and corrosion-proof.

Terminals and Installation Holes

Below figures show the detector bottom and terminals of the base.



There are four terminals with marks on the base.

- 1: Detection zone positive IN
- 2: Detection zone positive OUT
- 3: Detection zone negative IN and OUT
- 4: Detector fixing support

The base is suitable to be installed onto standard European embedded back box, with hole-distance 45mm to 75mm

Recommended Cabling

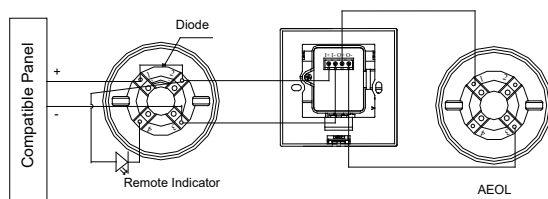
1.0mm² or above fire cable is recommended, but subject to local codes.

Application

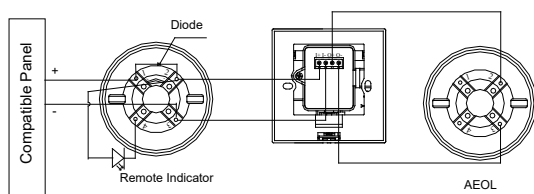
Warning: The detector should be connected with fire alarm control panel or other devices with current limit function. Otherwise the detector may be damaged by too heavy alarm current.

1. When the detector is connected with conventional fire alarm control panel or I-9319 addressable zone monitor unit, if a P-9907 AEOL is connected to the end of loop, a Diode (1N5819) should be connected to the detector base.

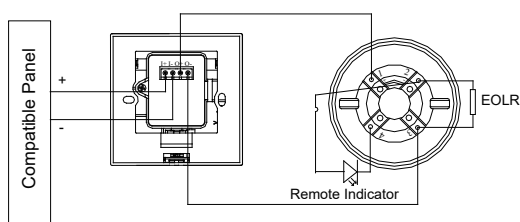
1) When used as the detector base, the AEOL has a conventional detector on it.



2) When the AEOL is use alone, the system connection is shown below.



2. When the detector is connected with conventional fire alarm control panel or I-9319 Addressable zone monitor unit with an end of line resistor at the end, an ordinary common detector base will be used.




Technical Specification

Operating Voltage	24VDC(16VDC~28VDC)
Standby Current	≤1.6mA
Alarm Current	≤38mA
Detection Distance	Level I: 25m
Indicator	Red. Flash in standby condition. Illuminates steadily in alarm.
Detection Angle	≤80°
Monitoring Area	$S=(h \times \tan \alpha)^2 \pi = 2.21h^2$ h: Height from the detector to the ground. $\alpha=40^\circ$
Operating Temperature	-20°C ~ +50°C
Relative Humidity	≤95%, non condensing
Dimension	Diameter: 103mm Height: 53.5mm (with base)
Enclosure	ABS, white (RAL 9016)
Weight	About 112g
Mounting Hole Distance	45mm ~ 75mm


Ordering Information and Compatible Products

Part No.	C-9104
Device Name	Ultraviolet Flame Detector
Product No.	10102430
Compatible Products	GST102A – GST116A Conventional Panels I-9319 Zone Monitor Module

Accessories and Tools



Part No.: DZ-03
Device name: Standard Base
Product No.: 30204898



Part No.: DZ-03D
Device name: Diode Base
Product No.: 20101136



Part No.: P-9907
Device name: Active End of Line
Product No.: 10102406